

TREASURER'S REPORT
 City of Upland - Successor Agency - Public Financing Authority
 For Period Ended
 April 30, 2024

Investment Portfolio	Cost	Par Value	Market Value	% of Portfolio
State Local Agency Investment Fund	5,722,977	5,722,977	5,738,513	4.2%
California Asset Management Plan	35,511,736	35,511,736	35,511,736	26.2%
Negotiable Certificates of Deposit	25,625,634	25,621,000	25,146,286	18.5%
Money Market Fund	3,537,396	3,537,396	3,537,396	2.6%
Municipal Bonds	1,555,370	1,605,000	1,527,597	1.1%
Government Agency Securities	62,572,665	62,700,000	59,663,646	44.0%
US Treasury	4,593,925	4,750,000	4,446,395	3.3%
Total Investments	\$ 139,119,702	\$ 139,448,108	\$ 135,571,569	100.0%

Weighted Average Days to Maturity	461.83
Blended Yield:	3.08%

Cash	Cost	Market Value
Bank Accounts and Change Funds	5,167,174	5,167,174
Total Cash	\$ 5,167,174	\$ 5,167,174

Total Cash and Investments	\$ 144,286,875	\$ 140,738,742
-----------------------------------	-----------------------	-----------------------

PARS Investment Portfolio	Cost	Market Value
115 Trust-OPEB Investment	1,800,968	2,184,493
115 Trust-Pension Investment	6,803,894	7,104,472
Total Restricted Funds Held in Trust	\$ 8,604,862	\$ 9,288,965

Benchmarks:	
LAIF	4.27%
CAMP	5.45%
2yr U.S. Treasury	5.04%
5yr U.S. Treasury	4.72%

Restricted Funds with Fiscal Agent	Book Value	Market Value
Water Revenue Bonds 2022	15,501,562	15,501,562
Water System Lease Revenue Refunding Bonds 2021	0	0
Successor Agency TARBS 2013/2016-Merged Project	0	0
Colonies CFD Area #1 2022	1,122,209	1,122,209
Colonies CFD Area #2 2015	2,010,393	2,010,393
Upland 54 CFD 2004	203,449	203,449
Sycamore Hills CFD 2015-1	824,059	824,059
Harvest at Upland CFD 2016-1 Area #1	746,634	746,634
Harvest at Upland CFD 2016-1 Area #2	2,435,376	2,435,376
Enclave at Upland CFD 2022-1	4,078,970	4,078,970
Sycamore Hills CFD 2015-1-2 STB 2022A	848,109	848,109
Total Restricted Funds	\$ 27,770,761	\$ 27,770,761


- I hereby certify that the investments are in compliance with the investment policy adopted by the City Council in September 2023.
- The City has the ability to meet its budgeted expenditures for the next six months.
- The market values for funds held in banking institutions do not change. The amounts listed as market values for these items are the same as their book values.
- The book value for the State Pool is the withdrawal value provided by the State Treasurer. The market value of funds held by the State Treasurer equates to the City's pro-rata share of the market value of the entire State Pool.
- Sources for current market valuation are Account Statements and the Wall Street Journal GNMA Mortgage rates on the last trading day of the month.
- This report meets the requirements of Government Code Section 53646.



 Assistant City Manager (Finance Director)

5/13/24

 Date



 City Treasurer

5/21/24

 Date

TREASURER'S REPORT

City of Upland - Successor Agency - Public Financing Authority

State Local Agency Investment Fund

**For Period Ended
April 30, 2024**

<u>Fund or Account</u>		<u>Account Balance</u>	
City	98-36-942	<u>5,722,977</u>	Market Value
	Totals	<u>\$ 5,722,977</u>	<u>\$ 5,738,513</u>
Yield for Period Ended	4/30/2024	<u>4.27%</u>	

TREASURER'S REPORT

City of Upland - Successor Agency - Public Financing Authority

California Asset Management Plan

**For Period Ended
April 30, 2024**

Fund or Account		Account Balance	
City of Upland	6113-001	<u>35,511,736</u>	Market Value
	Totals	<u>\$ 35,511,736</u>	<u>\$ 35,511,736</u>
Yield for Period Ended	4/30/2024		5.45%

TREASURER'S REPORT

City of Upland - Successor Agency - Public Financing Authority

US Bank Investments

**For Period Ended
April 30, 2024**

Investment Name	CUSIP	Cost	Par Value	Market Value	Stated Rate	Maturity Date
<u>Negotiable Certificates of Deposit</u>						
A+ FCU CD	00224TAN6	250,000	250,000	248,685	4.73%	02/17/2026
Alabama CU CD	01025RAF6	250,000	250,000	250,043	5.05%	12/22/2025
Ally Bank Utah	02007GH22	250,000	250,000	248,368	4.68%	12/22/2025
American Equity Bank CD	02568KAJ4	250,000	250,000	229,025	0.76%	05/27/2026
American Exp CD	02589AEZ1	250,000	250,000	249,678	4.61%	09/13/2028
Arsenal CU CD	04288LAA6	248,000	248,000	247,752	5.11%	01/25/2025
BMW Bank North America CD	05580AXF6	250,000	250,000	234,580	0.53%	09/25/2025
Bank Hope CD	062683HV2	243,000	243,000	242,837	5.10%	08/12/2024
The Bank of the Valley CD	06543PCN3	250,000	250,000	244,870	0.36%	09/30/2024
BankUnited NA CD	066519RW1	249,000	249,000	227,738	1.48%	12/08/2026
Baxter CU CD	07181JAY0	250,000	250,000	247,955	4.55%	01/25/2027
Blupeak CU CD	09644EAB8	150,000	150,000	150,018	5.65%	07/25/2024
Burke Herbert Financial Services CD	121331AT9	249,000	249,000	247,877	4.77%	02/13/2026
CIBC Bank USA CD	12547CBP2	237,000	237,000	236,915	5.25%	06/13/2024
California CD	130162BB5	250,000	250,000	252,075	5.61%	10/27/2025
Capital One NA CD	14042RQN4	250,000	250,000	228,158	1.37%	12/08/2026
Chartway FCU CD	16141BAD3	248,000	248,000	248,030	5.05%	12/16/2025
City FCU Tax CD	17783PAJ0	249,000	249,000	242,354	4.07%	01/12/2029
City National Bank CD	178180GU3	250,000	250,000	247,295	4.40%	01/12/2026
Clearpath FCU CD	18507MAB7	250,000	250,000	250,023	5.10%	04/27/2026
Communitywide FCU CD	20416TAX0	250,000	250,000	248,660	4.73%	01/06/2026
Connex CU CD	208212BD1	250,000	250,000	251,798	5.36%	03/18/2026
Connexus CU CD	20825WBR0	250,000	250,000	250,103	5.15%	06/23/2025
Continental Bank CD	211163MG2	250,000	250,000	226,598	0.66%	08/24/2026
Customers Bank CD	23204HPB8	250,000	250,000	254,510	4.53%	06/14/2028
Discover Bank CD	254676AR0	250,000	250,000	250,288	4.65%	09/18/2028
Dort FCU CD	25844MBC1	250,000	250,000	249,998	4.80%	06/22/2026
Empower FCU CD	291916AE4	250,000	250,000	253,345	5.39%	10/23/2026
Enerbank USA CD	29278TMR8	250,000	250,000	243,690	1.84%	01/29/2025
Essential CU CD	29669XAP3	250,000	250,000	249,593	4.72%	06/15/2027
Evergreen Bank Group CD	300185KLB	250,000	250,000	249,025	0.25%	05/28/2024
Fahey Banking Co CD	303117DG7	250,000	250,000	243,283	4.02%	01/12/2028
Federal Home Ln MTG	3134GYEK4	1,250,000	1,250,000	1,245,975	5.16%	01/27/2026
Amoco FCU CD	31424AAA8	249,000	249,000	249,002	4.75%	02/08/2028
Fifth Third Bank CD	316777YV7	236,000	236,000	236,007	5.50%	10/17/2024
First Carolina Bank CD	31944MBJ3	250,000	250,000	232,100	0.54%	12/23/2025
First Farmers Bank & Trust CD	320165JK0	246,682	235,000	232,117	1.77%	09/04/2024
FirstBank of Nebraska CD	32116PAR9	248,000	248,000	224,557	0.66%	08/27/2026
1st Security Bank of Washington CD	33625CDR7	250,000	250,000	238,618	0.31%	04/16/2025
1st Source Bank CD	33646CNW0	250,000	250,000	248,595	4.64%	01/19/2027
First Technology FCU CD	33715LEB2	249,000	249,000	240,803	3.79%	08/05/2027
Freedom Bk of Virginia CD	35633MCT7	250,000	250,000	248,970	4.82%	02/17/2026
Freedom Northwest CD	356436AF2	249,000	249,000	249,000	4.71%	01/19/2028
General Electric CU CD	369674CJ3	250,000	250,000	249,518	5.01%	02/14/2025
Generations Bank C D	37149CAV9	250,000	250,000	238,303	3.26%	05/06/2027
Gesa CU CD	37424PAH7	250,000	250,000	251,720	5.22%	07/31/2026
Global FCU CD	37892MAM6	248,000	248,000	248,238	5.00%	06/16/2026
Great Midwest CD	39083PDQ2	249,000	249,000	248,462	4.27%	04/27/2029

TREASURER'S REPORT

City of Upland - Successor Agency - Public Financing Authority

US Bank Investments

**For Period Ended
April 30, 2024**

Investment Name	CUSIP	Cost	Par Value	Market Value	Stated Rate	Maturity Date
Greenstate CU CD	39573LCC0	250,000	250,000	234,395	0.96%	11/24/2025
Ideal CU CD	45157PAY6	125,000	125,000	123,260	4.06%	08/29/2025
Industrial Commercial Bank China CD	45581ECJ8	250,000	250,000	239,440	0.47%	03/31/2025
InFirst FCU CD	45673RAA9	236,675	249,000	244,140	1.88%	11/27/2024
Insight CU CD	45791JAC0	250,000	250,000	249,760	5.11%	02/27/2025
Iriquois Fed CD	46355PDQ8	249,000	249,000	248,811	4.72%	09/17/2027
Jovia Financial FCU CD	48115LAE4	242,900	249,000	248,378	2.86%	06/07/2024
JPMorgan Chase Bank CD	48128URC5	250,000	250,000	233,435	0.54%	11/10/2025
Keypoint CU CD	49332PAC4	248,000	248,000	248,037	5.40%	12/27/2024
Liberty FED CD	53052LAU3	248,000	248,000	247,918	5.11%	06/09/2025
Live Oak Banking Company CD	538036NV2	250,000	250,000	234,945	0.59%	09/16/2025
Magnolia Bank Inc CD	559582AP6	250,000	250,000	243,065	0.36%	11/25/2024
Malaga Bank CD	56102ABK1	250,000	250,000	225,963	0.94%	11/19/2026
Manufacturers Traders Trust Co CD	564759RJ9	244,000	244,000	243,412	4.91%	12/09/2024
Medallion Bank CD	58404DGK1	250,000	250,000	241,368	1.35%	03/27/2025
Meritrust FCU MTN CD	59001PAR0	225,000	225,000	220,115	3.27%	06/30/2025
Merrick Bank CD	59013KFH4	250,000	250,000	243,580	1.79%	01/31/2025
Milestone Bk CD	59934MAK4	244,000	244,000	241,528	4.45%	12/15/2026
Morgan Stanley Private Bank CD	61760AZR3	250,000	250,000	249,928	2.75%	05/02/2024
Mountain Pac Bk CD	62424PAC6	237,000	237,000	236,806	5.20%	07/19/2024
NBC Bancorp Inc CD	633398AA0	248,000	248,000	247,750	4.86%	09/14/2026
New York Community Bank CD	649447UY3	250,000	250,000	237,013	0.53%	07/01/2025
Optum Bank Draper CD	68405VAU3	244,000	244,000	243,641	4.72%	09/13/2027
Pacific Western Bank CD	69506YYX1	243,000	243,000	242,849	5.15%	11/12/2024
Partners Bank of California CD	70212YAZ5	250,000	250,000	240,600	1.04%	04/02/2025
Pentagon FCU CD	70962LAJ1	250,000	250,000	245,905	0.51%	09/30/2024
People's Bank CD	710275AH1	250,000	250,000	245,063	4.14%	01/12/2027
Popular Bank CD	73317ABL5	250,000	250,000	246,265	4.16%	01/08/2026
Poppy Bank CD	73319FAF6	235,893	229,000	220,914	1.14%	03/18/2025
Preferred CU CD	74043RAA2	250,000	250,000	252,115	4.97%	09/15/2027
Red Crown Fed CD	756558AB8	200,000	200,000	202,380	5.34%	10/13/2026
Rogue CU CD	77535MAG8	250,000	250,000	250,080	5.20%	12/23/2027
Solarity CU CD	83418NAG6	248,000	248,000	248,513	5.04%	06/23/2026
Southeast Bank CD	84133PFC7	250,000	250,000	237,273	0.47%	06/17/2025
Southern First CD	84287PJB9	244,000	244,000	247,035	4.80%	10/17/2028
Souther States Bank CD	843879EZ6	249,000	249,000	247,367	4.48%	04/14/2025
Spokane Teachers CD	849061AC0	248,000	248,000	248,717	5.63%	01/28/2025
State Bank of India CD	856285RS2	252,625	250,000	245,420	2.09%	11/27/2024
Tandem Bank CD	87537YAB0	250,000	250,000	237,775	0.58%	06/23/2025
Technology CU CD	87868YAH6	248,000	248,000	247,968	5.10%	07/21/2025
Texas Exchange Bank CD	88241TMG2	249,000	249,000	226,971	1.26%	11/13/2026
Third Federal Savings & Loan CD	88413QDE5	250,000	250,000	238,900	0.84%	05/23/2025
Toyota Financial Savings Bank CD	89235MLE9	249,860	248,000	227,215	1.04%	07/29/2026
True Sky Credit CD	89786MAH7	250,000	250,000	248,253	4.54%	11/30/2027
TTCU Federal CU CD	89854LAD5	250,000	250,000	253,520	4.94%	07/26/2028
Tucson FCU CD	898812AC6	250,000	250,000	253,740	4.94%	09/08/2028
USAlliance FCU CD	90352RCD5	100,000	100,000	93,879	1.44%	01/28/2026
Union Bank CD	90520VAX1	250,000	250,000	230,245	0.65%	03/19/2026
Utah First CD	91739JAJ4	249,000	249,000	249,002	4.56%	04/30/2029

TREASURER'S REPORT

City of Upland - Successor Agency - Public Financing Authority

US Bank Investments

**For Period Ended
April 30, 2024**

Investment Name	CUSIP	Cost	Par Value	Market Value	Stated Rate	Maturity Date
Vibrant CU CD	92559TAL2	248,000	248,000	249,590	5.32%	03/20/2026
WebBank Salt CD	947547NT8	248,000	248,000	241,108	1.03%	12/30/2024
Wells Fargo Bk CD	949764DS0	237,000	237,000	236,844	5.30%	07/24/2024
Western CD	95763PNQ0	237,000	237,000	236,953	5.35%	06/05/2024
Negotiable Certificates of Deposit Subtotal		\$ 25,625,634	\$ 25,621,000	\$ 25,146,286		

Cash and Equivalents (Money Market Fund)

First American Govt OB Fund-Y	31846V203	3,537,396	3,537,396	3,537,396	4.91%	
Money Market Fund Subtotal		3,537,396	3,537,396	3,537,396		

Municipal Bond Fund

Klamath Trinity CA	498422JJ4	30,150	30,000	29,168	1.56%	08/01/2025
Klamath Trinity CA	498422JN5	25,100	25,000	24,743	1.21%	08/01/2024
Riverside Cnty CA	76913CBA6	950,120	1,000,000	959,450	2.97%	02/15/2026
San Bernardino CA	796720PA2	300,000	300,000	284,637	0.88%	08/01/2025
San Bernardino CA	796720PB0	250,000	250,000	229,600	1.19%	08/01/2026
Municipal Bond Fund Subtotal		1,555,370	1,605,000	1,527,597		

Government Securities

Federal Home Ln Bks DEB	3130AKLH7	1,500,000	1,500,000	1,404,405	0.53%	12/30/2025
Federal Home Ln Bks DEB	3130AKQX7	2,000,000	2,000,000	1,851,020	0.75%	01/28/2026
Federal Home Ln Bks DEB	3130AKWK8	2,000,000	2,000,000	1,839,420	0.55%	02/12/2026
Federal Home Ln Bks DEB	3130AL6A7	1,000,000	1,000,000	926,420	0.64%	02/26/2026
Federal Home Ln Bks DEB	3130AL6L3	1,000,000	1,000,000	925,050	0.54%	02/26/2026
Federal Home Ln Bks DEB	3130ALN34	1,100,000	1,100,000	1,056,044	0.73%	03/24/2025
Federal Home Ln Bks DEB	3130ALPJ7	1,000,000	1,000,000	952,430	0.86%	06/30/2025
Federal Home Ln Bks DEB	3130ALZ80	1,300,000	1,300,000	1,228,773	0.79%	04/29/2026
Federal Home Ln Bks DEB	3130AMBD3	1,500,000	1,500,000	1,399,500	1.07%	05/12/2026
Federal Home Ln Bks DEB	3130AMET5	2,000,000	2,000,000	1,878,120	1.06%	05/27/2026
Federal Home Ln Bks DEB	3130AMZP0	1,500,000	1,500,000	1,444,275	0.67%	02/28/2025
Federal Home Ln Bks DEB	3130AN3R9	1,500,000	1,500,000	1,372,575	1.23%	07/20/2026
Federal Home Ln Bks DEB	3130APJ55	1,600,000	1,600,000	1,454,400	1.37%	10/26/2026
Federal Home Ln Bks DEB	3130APU37	1,500,000	1,500,000	1,361,400	1.42%	11/24/2026
Federal Home Ln Bks DEB	3130APV51	2,000,000	2,000,000	1,885,360	1.06%	11/24/2026
Federal Home Ln Bks DEB	3130AQ5D1	1,500,000	1,500,000	1,405,485	1.28%	12/22/2025
Federal Home Ln Bks DEB	3130AQD42	500,000	500,000	496,495	0.93%	06/28/2024
Federal Home Ln Bks DEB	3130AQD59	1,250,000	1,250,000	1,227,788	1.02%	09/30/2024
Federal Home Ln Bks DEB	3130ARCL3	1,000,000	1,000,000	932,370	2.67%	03/30/2027
Federal Home Ln Bks DEB	3130ARKL4	591,600	600,000	584,928	3.32%	04/21/2027
Federal Home Ln Bks DEB	3130AUS54	1,500,000	1,500,000	1,491,855	5.02%	02/17/2026
Federal Home Ln Bks DEB	3130AUS70	1,500,000	1,500,000	1,494,615	5.01%	08/15/2025
Federal Home Ln Bks DEB	3130AUS88	1,500,000	1,500,000	1,491,000	5.02%	02/16/2028
Federal Home Ln Bks DEB	3130AUX33	599,100	600,000	597,348	5.49%	02/22/2028

TREASURER'S REPORT

City of Upland - Successor Agency - Public Financing Authority

US Bank Investments

**For Period Ended
April 30, 2024**

Investment Name	CUSIP	Cost	Par Value	Market Value	Stated Rate	Maturity Date
Federal Home Ln Bks DEB	3130AWBZ2	998,300	1,000,000	977,180	4.20%	06/11/2027
Federal Home Ln Bks DEB	3130AWTR1	1,991,760	2,000,000	1,966,320	4.42%	09/08/2028
Federal Farm Credit Bks DEB	3133EMBK7	1,500,000	1,500,000	1,434,180	0.47%	04/07/2025
Federal Farm Credit Bks DEB	3133EMER9	1,500,000	1,500,000	1,448,175	0.49%	01/27/2025
Federal Farm Credit Bks DEB	3133EMTQ5	1,100,000	1,100,000	1,056,968	0.73%	03/17/2025
Federal Farm Credit Bks DEB	3133ENAF7	1,235,150	1,250,000	1,133,075	1.10%	10/07/2026
Federal Farm Credit Bks DEB	3133ENHW3	1,250,000	1,250,000	1,194,488	1.22%	06/23/2025
Federal Farm Credit Bks DEB	3133EPN50	998,000	1,000,000	979,620	4.30%	12/15/2028
Federal Farm Credit Bks DEB	3133EPPR0	750,803	750,000	743,565	4.65%	04/10/2026
Federal Home Ln Corp MTN	3134GW4C7	1,379,420	1,400,000	1,259,790	0.88%	10/27/2026
Federal Home Ln Corp MTN	3134GWH82	1,500,000	1,500,000	1,411,950	0.66%	09/08/2025
Federal Home Ln Corp MTN	3134GWJ64	1,500,000	1,500,000	1,492,320	0.40%	06/10/2024
Federal Home Ln Corp MTN	3134GWUX2	1,500,000	1,500,000	1,468,725	0.38%	09/30/2024
Federal Home Ln Corp MTN	3134GWWT9	1,500,000	1,500,000	1,406,550	0.58%	09/30/2025
Federal Home Ln Corp MTN	3134GWZG4	2,000,000	2,000,000	1,872,060	0.64%	10/20/2025
Federal Home Ln Corp MTN	3134GXAP9	1,500,000	1,500,000	1,400,175	0.64%	11/12/2025
Federal Home Ln Corp MTN	3134GXBM5	1,500,000	1,500,000	1,400,175	0.64%	11/12/2025
Federal Home Ln Corp MTN	3134GXSB1	1,000,000	1,000,000	998,090	3.00%	05/17/2027
Fed Natl Mortgage Assoc MTN	3134GYJC7	1,250,000	1,250,000	1,247,550	5.41%	02/24/2026
Fed Natl Mortgage Assoc	3136G4A45	1,500,000	1,500,000	1,420,725	0.75%	07/22/2025
Fed Natl Mortgage Assoc #AN1614	3138LDYL1	1,896,875	2,000,000	1,883,940	2.61%	06/01/2026
Tennessee Valley Authority DEB	880591CJ9	781,658	750,000	766,950	6.59%	11/01/2025
Government Securities Subtotal		62,572,665	62,700,000	59,663,646		
US Treasury						
US Treasury Note 2.625%	9128286B1	928,900	1,000,000	909,920	2.86%	02/15/2029
US Treasury Note 0.625%	912828ZE3	220,875	250,000	221,475	0.70%	03/31/2027
US Treasury Note 0.375%	91282CBC4	1,476,450	1,500,000	1,387,380	0.40%	12/31/2025
US Treasury Note 3.750%	91282CJR3	978,600	1,000,000	958,670	3.88%	12/31/2028
US Treasury Note 4.000%	91282CJW2	989,100	1,000,000	968,950	4.09%	01/31/2029
US Treasury Subtotal		4,593,925	4,750,000	4,446,395		
Total Portfolio		\$ 97,884,989	\$ 98,213,396	\$ 94,321,320		

TREASURER'S REPORT

City of Upland - Successor Agency - Public Financing Authority

Investment Portfolio

**For Period Ended
April 30, 2024**

April 30, 2024	Market Value	Availability	No. of days until maturity	Weight	Days to maturity weighted average	Total by maturity	
Petty Cash	34,100	4/30/2024	0	0.0%	-		
Checking Account	4,802,100	5/1/2024	1	3.4%	0.03		
Successor Agency	330,973	5/1/2024	1	0.2%	-		
Total Bank Accounts	5,167,174						5,167,174
State Local Agency Investment Fund	5,738,513	5/1/2024	1	4.1%	0.04		5,738,513
California Asset Management Plan	35,511,736	4/30/2024	0	25.2%	-		35,511,736
First American Govt OB Fund-Y	3,537,396	5/1/2024	1	2.5%	0.03		
Money Market Accounts	3,537,396						3,537,396
Evergreen Bank Group CD	249,025	5/28/2024	28	0.2%	0.05		
Morgan Stanley Private Bank CD	249,928	5/2/2024	2	0.2%	0.00		
Negotiable Certificates of Deposit	498,953						498,953
						50,453,770	1 - 30 days
Federal Home Ln Bks DEB	496,495	6/28/2024	59	0.4%	0.21		
Federal Home Ln Corp MTN	1,492,320	6/10/2024	41	1.1%	0.43		
Government Securities	1,988,815						1,988,815
CIBC Bank USA CD	236,915	6/13/2024	44	0.2%	0.07		
Jovia Financial FCU CD	248,378	6/7/2024	38	0.2%	0.07		
Western CD	236,953	6/5/2024	36	0.2%	0.06		
Negotiable Certificates of Deposit	722,245						722,245
						2,711,060	31 - 60 days
Bank Hope CD	242,837	8/12/2024	104	0.2%	0.18		
Blupeak CU CD	150,018	7/25/2024	86	0.1%	0.09		
Mountain Pac Bk CD	236,806	7/19/2024	80	0.2%	0.13		
Wells Fargo Bk CD	236,844	7/24/2024	85	0.2%	0.14		
Negotiable Certificates of Deposit	866,504						866,504
Klamath Trinity CA	24,743	8/1/2024	93	0.0%	0.02		
Municipal Bonds	24,743						24,743
						891,247	61 - 120 days
Federal Home Ln Bks DEB	1,227,788	9/30/2024	153	0.9%	1.33		
Federal Home Ln Corp MTN	1,468,725	9/30/2024	153	1.0%	1.60		
Government Securities	2,696,513						2,696,513
The Bank of the Valley CD	244,870	9/30/2024	153	0.2%	0.27		
Fifth Third Bank CD	236,007	10/17/2024	170	0.2%	0.29		
First Farmers Bank & Trust CD	232,117	9/4/2024	127	0.2%	0.21		
Pentagon FCU CD	245,905	9/30/2024	153	0.2%	0.27		
Negotiable Certificates of Deposit	958,899						958,899
						3,655,411	121 - 180 days
Federal Home Ln Bks DEB	1,056,044	3/24/2025	328	0.8%	2.46		
Federal Home Ln Bks DEB	1,444,275	2/28/2025	304	1.0%	3.12		
Federal Farm Credit Bks DEB	1,434,180	4/7/2025	342	1.0%	3.49		
Federal Farm Credit Bks DEB	1,448,175	1/27/2025	272	1.0%	2.80		
Federal Farm Credit Bks DEB	1,056,968	3/17/2025	321	0.8%	2.41		
Government Securities	6,439,642						6,439,642
Arsenal CU CD	247,752	1/25/2025	270	0.2%	0.48		
Enerbank USA CD	243,690	1/29/2025	274	0.2%	0.47		
1st Security Bank of Washington CD	238,618	4/16/2025	351	0.2%	0.60		
General Electric CU CD	249,518	2/14/2025	290	0.2%	0.51		

TREASURER'S REPORT

City of Upland - Successor Agency - Public Financing Authority

Investment Portfolio

**For Period Ended
April 30, 2024**

April 30, 2024	Market Value	Availability	No. of days until maturity	Weight	Days to maturity weighted average	Total by maturity
Industrial Commercial Bank China CD	239,440	3/31/2025	335	0.2%	0.57	
InFirst FCU CD	244,140	11/27/2024	211	0.2%	0.37	
Insight CU CD	249,760	2/27/2025	303	0.2%	0.54	
Keypoint CU CD	248,037	12/27/2024	241	0.2%	0.42	
Magnolia Bank Inc CD	243,065	11/25/2024	209	0.2%	0.36	
Manufacturers Traders Trust Co CD	243,412	12/9/2024	223	0.2%	0.39	
Medallion Bank CD	241,368	3/27/2025	331	0.2%	0.57	
Merrick Bank CD	243,580	1/31/2025	276	0.2%	0.48	
Pacific Western Bank CD	242,849	11/12/2024	196	0.2%	0.34	
Partners Bank of California CD	240,600	4/2/2025	337	0.2%	0.58	
Poppy Bank CD	220,914	3/18/2025	322	0.2%	0.51	
Souther States Bank CD	247,367	4/14/2025	349	0.2%	0.61	
Spokane Teachers CD	248,717	1/28/2025	273	0.2%	0.48	
State Bank of India CD	245,420	11/27/2024	211	0.2%	0.37	
WebBank Salt CD	241,108	12/30/2024	244	0.2%	0.42	
Negotiable Certificates of Deposit	4,619,353					4,619,353
						11,058,995
						181 - 1 year
Federal Home Ln Bks DEB	1,404,405	12/30/2025	609	1.0%	6.08	
Federal Home Ln Bks DEB	1,851,020	1/28/2026	638	1.3%	8.39	
Federal Home Ln Bks DEB	1,839,420	2/12/2026	653	1.3%	8.53	
Federal Home Ln Bks DEB	926,420	2/26/2026	667	0.7%	4.39	
Federal Home Ln Bks DEB	925,050	2/26/2026	667	0.7%	4.38	
Federal Home Ln Bks DEB	952,430	6/30/2025	426	0.7%	2.88	
Federal Home Ln Bks DEB	1,228,773	4/29/2026	729	0.9%	6.36	
Federal Home Ln Bks DEB	1,405,485	12/22/2025	601	1.0%	6.00	
Federal Home Ln Bks DEB	1,491,855	2/17/2026	658	1.1%	6.97	
Federal Home Ln Bks DEB	1,494,615	8/15/2025	472	1.1%	5.01	
Federal Farm Credit Bks DEB	1,194,488	6/23/2025	419	0.8%	3.56	
Federal Farm Credit Bks DEB	743,565	4/10/2026	710	0.5%	3.75	
Federal Home Ln Corp MTN	1,411,950	9/8/2025	496	1.0%	4.98	
Federal Home Ln Corp MTN	1,406,550	9/30/2025	518	1.0%	5.18	
Federal Home Ln Corp MTN	1,872,060	10/20/2025	538	1.3%	7.16	
Federal Home Ln Corp MTN	1,400,175	11/12/2025	561	1.0%	5.58	
Federal Home Ln Corp MTN	1,400,175	11/12/2025	561	1.0%	5.58	
Fed Natl Mortgage Assoc MTN	1,247,550	2/24/2026	665	0.9%	5.89	
Fed Natl Mortgage Assoc	1,420,725	7/22/2025	448	1.0%	4.52	
Tennessee Valley Authority DEB	766,950	11/1/2025	550	0.5%	3.00	
Government Securities	26,383,661					26,383,661
A+ FCU CD	248,685	2/17/2026	658	0.2%	1.16	
Alabama CU CD	250,043	12/22/2025	601	0.2%	1.07	
Ally Bank Utah	248,368	12/22/2025	601	0.2%	1.06	
BMW Bank North America CD	234,580	9/25/2025	513	0.2%	0.86	
Burke Herbert Financial Services CD	247,877	2/13/2026	654	0.2%	1.15	
California CD	252,075	10/27/2025	545	0.2%	0.98	
Chartway FCU CD	248,030	12/16/2025	595	0.2%	1.05	
City National Bank CD	247,295	11/12/2026	622	0.2%	1.09	
Clearpath FCU CD	250,023	4/27/2026	727	0.2%	1.29	
Communitywide FCU CD	248,660	1/6/2026	616	0.2%	1.09	
Connex CU CD	251,798	3/18/2026	687	0.2%	1.23	
Connexus CU CD	250,103	6/23/2025	419	0.2%	0.74	
Federal Home Ln MTG	1,245,975	1/27/2026	637	0.9%	5.64	
First Carolina Bank CD	232,100	12/23/2025	602	0.2%	0.99	
Freedom Bk of Virginia CD	248,970	2/17/2026	658	0.2%	1.16	
Greenstate CU CD	234,395	11/24/2025	573	0.2%	0.95	
Ideal CU CD	123,260	8/29/2025	486	0.1%	0.43	
JPMorgan Chase Bank CD	233,435	11/10/2025	559	0.2%	0.93	
Liberty FED CD	247,918	6/9/2025	405	0.2%	0.71	
Live Oak Banking Company CD	234,945	9/16/2025	504	0.2%	0.84	
Meritrust FCU MTN CD	220,115	6/30/2025	426	0.2%	0.67	
New York Community Bank CD	237,013	7/1/2025	427	0.2%	0.72	
Popular Bank CD	246,265	1/8/2026	618	0.2%	1.08	
Southeast Bank CD	237,273	6/17/2025	413	0.2%	0.70	
Tandem Bank CD	237,775	6/23/2025	419	0.2%	0.71	

TREASURER'S REPORT

City of Upland - Successor Agency - Public Financing Authority

Investment Portfolio

**For Period Ended
April 30, 2024**

April 30, 2024	Market Value	Availability	No. of days until maturity	Weight	Days to maturity weighted average	Total by maturity	
Technology CU CD	247,968	7/21/2025	447	0.2%	0.79		
Third Federal Savings & Loan CD	238,900	5/23/2025	388	0.2%	0.66		
USAlliance FCU CD	93,879	1/28/2026	638	0.1%	0.43		
Union Bank CD	230,245	3/19/2026	688	0.2%	1.13		
Vibrant CU CD	249,590	3/20/2026	689	0.2%	1.22		
Negotiable Certificates of Deposit	8,017,554						8,017,554
US Treasury Note 0.375%	1,387,380	12/31/2025	610	1.0%	6.01		
US Treasury	1,387,380						1,387,380
Klamath Trinity CA	29,168	8/1/2025	458	0.0%	0.09		
Riverside Cnty CA	959,450	2/15/2026	656	0.7%	4.47		
San Bernardino CA	284,637	8/1/2025	458	0.2%	0.93		
Municipal Bonds	1,273,255						1,273,255
							37,061,849
							1- 2 years
Federal Home Ln Bks DEB	1,399,500	5/12/2026	742	1.0%	7.38		
Federal Home Ln Bks DEB	1,878,120	5/27/2026	757	1.3%	10.10		
Federal Home Ln Bks DEB	1,372,575	7/20/2026	811	1.0%	7.91		
Federal Home Ln Bks DEB	1,454,400	10/26/2026	909	1.0%	9.39		
Federal Home Ln Bks DEB	1,361,400	11/24/2026	938	1.0%	9.07		
Federal Home Ln Bks DEB	1,885,360	11/24/2026	938	1.3%	12.57		
Federal Home Ln Bks DEB	932,370	3/30/2027	1064	0.7%	7.05		
Federal Home Ln Bks DEB	584,928	4/21/2027	1086	0.4%	4.51		
Federal Farm Credit Bks DEB	1,133,075	10/7/2026	890	0.8%	7.17		
Federal Home Ln Corp MTN	1,259,790	10/27/2026	910	0.9%	8.15		
Fed Natl Mortgage Assoc #AN1614	1,883,940	6/1/2026	762	1.3%	10.20		
Government Securities	15,145,458						15,145,458
American Equity Bank CD	229,025	5/27/2026	757	0.2%	1.23		
BankUnited NA CD	227,738	12/8/2026	952	0.2%	1.54		
Baxter CU CD	247,955	1/25/2027	1000	0.2%	1.76		
Capital One NA CD	228,158	12/8/2026	952	0.2%	1.54		
Continental Bank CD	226,598	8/24/2026	846	0.2%	1.36		
Dort FCU CD	249,998	6/22/2026	783	0.2%	1.39		
Empower FCU CD	253,345	10/23/2026	906	0.2%	1.63		
FirstBank of Nebraska CD	224,557	8/27/2026	849	0.2%	1.35		
1st Source Bank CD	248,595	1/19/2027	994	0.2%	1.76		
Gesa CU CD	251,720	7/31/2026	822	0.2%	1.47		
Global FCU CD	248,238	6/16/2026	777	0.2%	1.37		
Malaga Bank CD	225,963	11/19/2026	933	0.2%	1.50		
Milestone Bk CD	241,528	12/15/2026	959	0.2%	1.65		
NBC Bancorp Inc CD	247,750	9/14/2026	867	0.2%	1.53		
People's Bank CD	245,063	1/12/2027	987	0.2%	1.72		
Red Crown Fed CD	202,380	10/13/2026	896	0.1%	1.29		
Solarity CU CD	248,513	6/23/2026	784	0.2%	1.38		
Texas Exchange Bank CD	226,971	11/13/2026	927	0.2%	1.49		
Toyota Financial Savings Bank CD	227,215	7/29/2026	820	0.2%	1.32		
Negotiable Certificates of Deposit	4,501,307						4,501,307
US Treasury Note 0.625%	221,475	3/31/2027	1065	0.2%	1.68		
US Treasury	221,475						221,475
San Bernardino CA	229,600	8/1/2026	823	0.2%	1.34		
Municipal Bonds	229,600						229,600
							20,097,840
							2- 3 years
Federal Home Ln Bks DEB	1,491,000	2/16/2028	1387	1.1%	14.69		
Federal Home Ln Bks DEB	597,348	2/22/2028	1393	0.4%	5.91		
Federal Home Ln Bks DEB	977,180	6/11/2027	1137	0.7%	7.89		
Federal Home Ln Corp MTN	998,090	5/17/2027	1112	0.7%	7.89		
Government Securities	4,063,618						4,063,618

TREASURER'S REPORT

City of Upland - Successor Agency - Public Financing Authority

Investment Portfolio

**For Period Ended
April 30, 2024**

April 30, 2024	Market Value	Availability	No. of days until maturity	Weight	Days to maturity weighted average	Total by maturity	
Essential CU CD	249,593	6/15/2027	1141	0.2%	2.02		
Fahey Banking Co CD	243,283	1/12/2028	1352	0.2%	2.34		
Amoco FCU CD	249,002	2/8/2028	1379	0.2%	2.44		
First Technology FCU CD	240,803	8/5/2027	1192	0.2%	2.04		
Freedom Northwest CD	249,000	1/19/2028	1359	0.2%	2.40		
Generations Bank C D	238,303	5/6/2027	1101	0.2%	1.86		
Iriquois Fed CD	248,811	9/17/2027	1235	0.2%	2.18		
Optum Bank Draper CD	243,641	9/13/2027	1231	0.2%	2.13		
Preferred CU CD	252,115	9/15/2027	1233	0.2%	2.21		
Rogue CU CD	250,080	12/23/2027	1332	0.2%	2.37		
True Sky Credit CD	248,253	11/30/2027	1309	0.2%	2.31		
Negotiable Certificates of Deposit	2,712,882						2,712,882
							6,776,500
							3- 4 years
Federal Home Ln Bks DEB	1,966,320	9/8/2028	1592	1.4%	22.24		
Federal Farm Credit Bks DEB	979,620	12/15/2028	1690	0.7%	11.76		
Government Securities	2,945,940						2,945,940
American Exp CD	249,678	9/13/2028	1597	0.2%	2.83		
City FCU Tax CD	242,354	1/12/2029	1718	0.2%	2.96		
Customers Bank CD	254,510	6/14/2028	1506	0.2%	2.72		
Discover Bank CD	250,288	9/18/2028	1602	0.2%	2.85		
Great Midwest CD	248,462	4/27/2029	1823	0.2%	3.22		
Southern First CD	247,035	10/17/2028	1631	0.2%	2.86		
TTCU Federal CU CD	253,520	7/26/2028	1548	0.2%	2.79		
Tucson FCU CD	253,740	9/8/2028	1592	0.2%	2.87		
Negotiable Certificates of Deposit	1,999,587						1,999,587
US Treasury Note 2.625%	909,920	2/15/2029	1752	0.6%	11.33		
US Treasury Note 3.750%	958,670	12/31/2028	1706	0.7%	11.62		
US Treasury Note 4.000%	968,950	1/31/2029	1737	0.7%	11.96		
US Treasury	2,837,540						2,837,540
							7,783,067
							4- 5 years
Utah First CD	249,002	4/30/2029	1826	0.2%	3.23		
Negotiable Certificates of Deposit	249,002						249,002
							249,002
							5- 6 years
Total Investments	\$ 140,738,742			100%	\$ 462		140,738,742
			Average Maturity in Days	462			
			Average Maturity in Years:	1			

TREASURER'S REPORT

City of Upland - Successor Agency - Public Financing Authority

CA Government Code Section 53607

**For Period Ended
April 30, 2024**

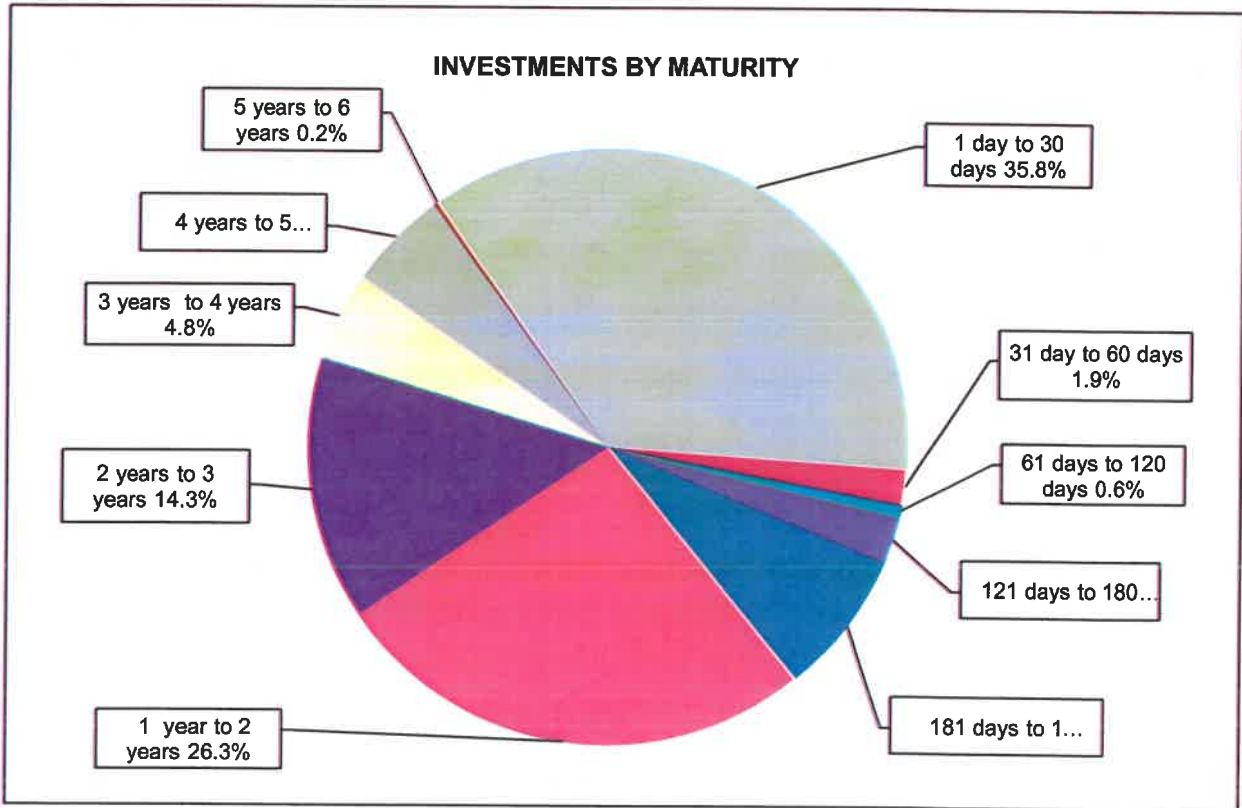
<u>Investment Name</u>	<u>CUSIP ID</u>	<u>Issue Date</u>	<u>Cost</u>	<u>Par Value</u>	<u>Market Value</u>	<u>Maturity Date</u>
<u>Sales & Maturities</u>						
Celtic Bank CD	15118RUQ8	4/2/2020	250,000.00	250,000.00	249,852.50	4/2/2024
American First CU CD	02616ABZ1	4/27/2023	248,000.00	248,000.00	247,898.32	4/26/2024
UBS Bank USA CD	90348JJQ4	4/3/2019	260,650.00	250,000.00	249,882.50	4/3/2024
Sales & Maturities Subtotal			758,650.00	748,000.00	747,633.32	
<u>Purchases</u>						
Great Midwest CD	39083PDQ2	4/29/2024	249,000.00	249,000.00	248,462.16	4/27/2029
Utah First CD	91739JAJ4	4/30/2024	249,000.00	249,000.00	249,002.49	4/30/2029
Purchases Subtotal			498,000.00	498,000.00	497,464.65	

TREASURER'S REPORT
 City of Upland - Successor Agency - Public Financing Authority

Maturities in Thousands of Dollars

**For Period Ended
 April 30, 2024**

Investment Portfolio	1 day to 30 days	31 day to 60 days	61 days to 120 days	121 days to 180 days	181 days to 1 year	1 year to 2 years	2 years to 3 years	3 years to 4 years	4 years to 5 years	5 years to 6 years
State Local Agency Investment Fund	5,739	-	-	-	-	-	-	-	-	-
California Asset Management Plan	35,512	-	-	-	-	-	-	-	-	-
Bank Accounts and Change Funds	5,167	-	-	-	-	-	-	-	-	-
Negotiable Certificates of Deposit	499	722	867	959	4,619	8,018	4,501	2,713	2,000	### ##
Government Securities	-	1,989	-	2,697	6,440	26,384	15,145	4,064	2,946	-
Money Market Fund	3,537	-	-	-	-	-	-	-	-	-
Municipal Bonds	-	-	25	-	-	1,273	230	-	-	-
US Treasury	-	-	-	-	-	1,387	221	-	2,838	-
Total Cash and Investments	50,454	2,711	891	3,655	11,059	37,062	20,098	6,777	7,783	249
Percentage	35.8%	1.9%	0.6%	2.6%	7.9%	26.3%	14.3%	4.8%	5.5%	0.2%



TREASURER'S REPORT

**City of Upland - Successor Agency - Public Financing Authority
Bank Accounts and Change Funds**

**For Period Ended
April 30, 2024**

<u>Account Name</u>	<u>Institution</u>	<u>Insured Deposits</u>	<u>Collateralized Deposits</u>	<u>Total Deposits</u>
Petty Cash City of Upland	City of Upland	\$ -	\$ 34,100	\$ 34,100
City of Upland Payroll Zero Balance Account	Chase	-	-	-
City of Upland Checking Account	Chase	250,000	4,552,100	4,802,100
City of Upland Successor Agency	Chase	250,000	80,973	330,973
	Totals	\$ 500,000	\$ 4,667,174	\$ 5,167,174

TREASURER'S REPORT

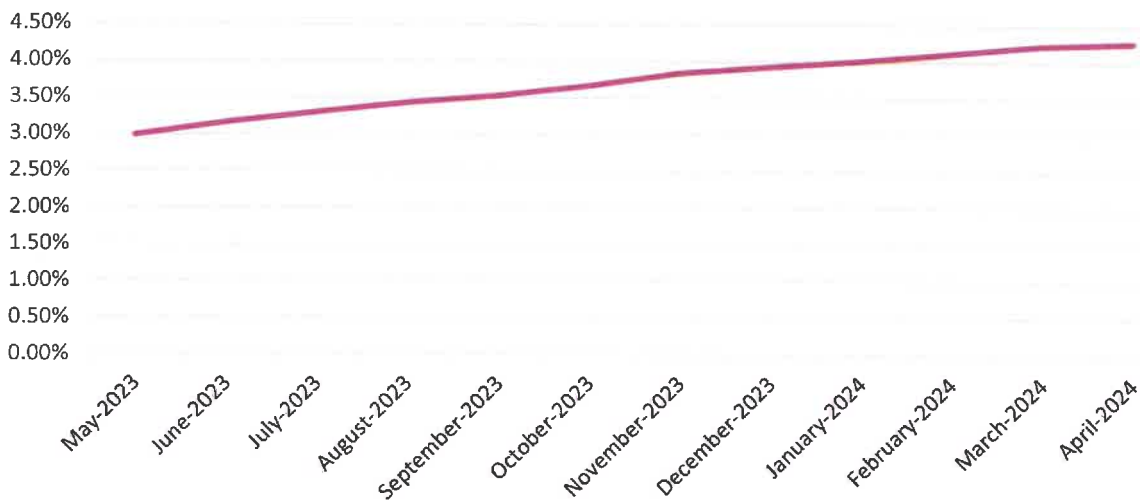
City of Upland - Successor Agency - Public Financing Authority

State Local Agency Investment Fund

For 12 Month Period Ended
April 30, 2024

Month	Yield
May-2023	2.99%
June-2023	3.17%
July-2023	3.31%
August-2023	3.43%
September-2023	3.53%
October-2023	3.67%
November-2023	3.84%
December-2023	3.93%
January-2024	4.01%
February-2024	4.12%
March-2024	4.23%
April-2024	4.27%

Average Yield On Investment Portfolio



TREASURER'S REPORT
 City of Upland - Successor Agency - Public Financing Authority

Investment Summary
 April 30, 2024

	May-2023	June-2023	July-2023	August-2023	September-2023	October-2023	November-2023	December-2023	January-2024	February-2024	March-2024	April-2024
Investment Portfolio												
State Local Agency Investment Fund (LAIF)	3,619,024	4,983,829	5,023,403	5,063,212	3,065,740	1,115,944	1,118,938	6,112,217	6,140,634	10,179,928	8,165,694	5,738,513
California Asset Management Plan (CAMP)	22,397,065	25,098,674	30,230,929	30,372,628	30,511,128	30,655,126	30,793,733	30,940,951	31,086,004	31,221,545	31,366,454	35,511,736
Negotiable Certificates of Deposit	17,397,614	19,841,577	22,273,082	22,275,160	23,734,007	24,947,630	25,067,720	24,049,279	26,489,593	26,738,967	25,434,176	25,146,286
Money Market Fund	6,476,120	3,094,006	544,366	3,331,015	1,416,006	373,395	1,534,652	1,160,163	292,728	1,264,033	1,300,688	3,537,396
Municipal Bonds	1,538,807	1,532,380	1,536,985	1,497,757	1,494,993	1,497,169	1,510,198	1,524,269	1,534,972	1,529,703	1,533,303	1,527,597
Government Agency Securities	58,156,119	58,931,606	59,305,626	57,908,782	58,260,760	58,443,604	58,080,656	60,417,271	59,328,194	59,106,065	59,888,893	59,663,646
Corporate Bonds												
US Treasury	2,350,899	2,561,858	2,569,213	1,577,943	1,573,238	1,576,070	1,595,435	1,614,818	1,619,928	1,610,845	4,512,223	4,446,395
Total Investments	\$ 111,835,644	\$ 116,043,930	\$ 121,482,163	\$ 122,026,488	\$ 120,055,817	\$ 118,608,939	\$ 119,703,332	\$ 125,619,997	\$ 126,492,053	\$ 130,651,085	\$ 133,991,439	\$ 135,571,569
Weighted Average Days to Maturity	526.34	508.51	532.00	529.41	563.07	559.72	559.72	506.90	491.11	459.24	483.70	461.83
Blended Yield:	2.52%	2.42%	2.58%	2.93%	3.01%	3.02%	3.02%	3.08%	3.05%	2.94%	3.14%	3.08%
Bank Accounts and Change of Funds												
Total Cash	\$ 15,519,957	\$ 19,573,164	\$ 7,875,465	\$ 3,307,087	\$ 4,661,508	\$ 4,719,630	\$ 7,043,740	\$ 7,158,488	\$ 8,280,241	\$ 7,286,941	\$ 5,023,019	\$ 5,167,174
Total Cash and Investments	\$ 127,355,601	\$ 135,617,094	\$ 129,607,649	\$ 125,333,584	\$ 124,717,379	\$ 123,328,768	\$ 126,747,072	\$ 132,977,485	\$ 134,772,294	\$ 137,938,026	\$ 139,004,459	\$ 140,738,742
PARS Investment Portfolio												
115 Trust-OPEB Investment	1,720,017	1,780,155	1,818,663	1,783,295	1,717,318	1,722,469	1,722,469	1,872,738	1,877,569	1,898,632	1,936,964	2,184,493
115 Trust-Pension Investment	2,663,234	3,876,869	4,566,993	4,509,472	4,370,416	4,432,144	4,432,144	4,729,333	4,746,692	4,775,020	4,855,290	7,104,472
Total Restricted Funds Held in Trust	\$ 4,383,251	\$ 5,657,024	\$ 6,385,657	\$ 6,292,767	\$ 6,087,734	\$ 6,154,613	\$ 6,154,613	\$ 6,602,071	\$ 6,624,260	\$ 6,673,652	\$ 6,792,254	\$ 9,288,965
Benchmarks:												
LAIF	2.99%	3.17%	3.31%	3.43%	3.53%	3.67%	3.67%	3.93%	4.01%	4.12%	4.23%	4.27%
CAMP	5.20%	5.27%	5.43%	5.54%	5.55%	5.56%	5.45%	5.55%	5.54%	5.50%	5.50%	5.45%
2yr U.S. Treasury	4.40%	4.87%	4.88%	4.85%	5.03%	4.95%	4.73%	4.23%	4.27%	4.64%	4.59%	5.04%
5yr U.S. Treasury	3.74%	4.13%	4.18%	4.23%	4.60%	4.67%	4.31%	3.84%	3.91%	4.26%	4.21%	4.72%
Restricted Funds with Fiscal Agent												
Wtr Sys Lease Rev Ref Bonds 2011	15,500,848	15,500,914	15,500,977	15,501,043	16,509,197	15,501,173	15,501,239	15,501,303	15,501,369	15,501,435	15,636,280	15,501,562
Wtr Revenue Bonds 2022	0	0	0	0	73,960	25	25	25	25	25	48,773	0
Wtr Sys Lease Rev Ref Bonds 2021	2,256,143	2,256,162	2,256,172	2,892,444	10	10	10	10	10	223,344	0	0
Coltones CFD Area #1 2012	1,640,511	1,640,517	1,640,523	1,640,530	585,586	585,588	585,591	585,593	585,595	1,311,297	1,122,204	1,122,209
Coltones CFD Area #1 2022	2,615,766	2,615,776	2,615,787	2,615,798	1,526,950	1,526,956	1,526,959	1,526,969	1,526,975	2,236,488	2,010,387	2,010,393
Coltones CFD Area #2 2015	261,002	261,004	261,004	261,005	166,186	166,187	166,188	166,188	166,188	231,619	203,448	203,449
Upland S4 CFD 2004	1,076,844	1,076,848	1,076,852	1,102,057	737,752	737,756	737,758	737,762	737,762	1,006,794	824,056	824,059
Sycamore Hills CFD 2015-1	890,929	893,973	897,321	904,297	571,804	574,056	576,388	578,670	581,045	912,960	743,629	746,634
Harvest at Upland CFD 2016-1 Area #1	2,695,079	2,695,089	2,695,112	2,695,112	2,289,318	2,289,318	2,289,328	2,289,337	2,289,347	2,583,777	2,435,366	2,435,376
Harvest at Upland CFD 2016-1 Area #2	4,010,977	3,988,701	4,013,696	4,029,216	3,992,422	4,007,837	4,023,801	4,039,244	4,062,265	4,145,881	4,078,970	4,078,970
Sycamore Hills CFD 2015-1-2	4,544,921	4,544,939	4,544,959	4,544,979	765,927	765,930	765,933	765,936	765,940	1,049,013	848,106	848,109
Total Restricted Funds	\$ 35,493,019	\$ 36,483,921	\$ 36,061,765	\$ 32,765,574	\$ 27,219,003	\$ 26,154,735	\$ 26,173,129	\$ 26,190,936	\$ 26,208,421	\$ 29,202,632	\$ 27,935,164	\$ 27,770,761